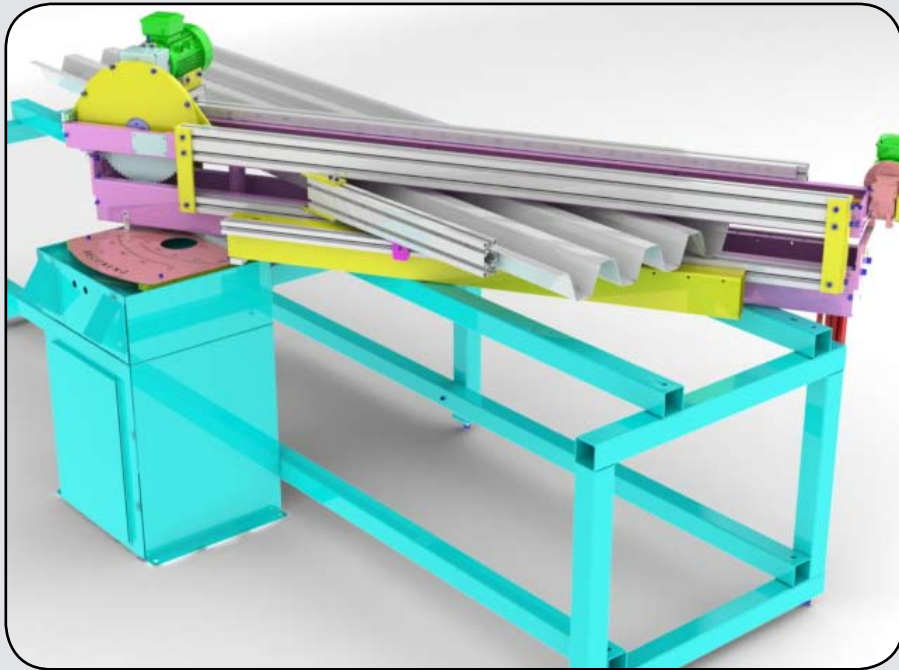


30%

Take advantage **NOW** of
the **30% TAX DEDUCTION**
on all machine purchases

LS 1500 CIRCULAR SAW

Accurate Long Stroke Miter Cutting



Features

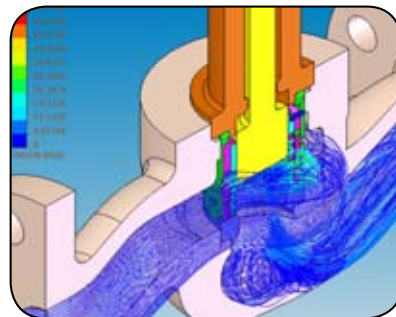
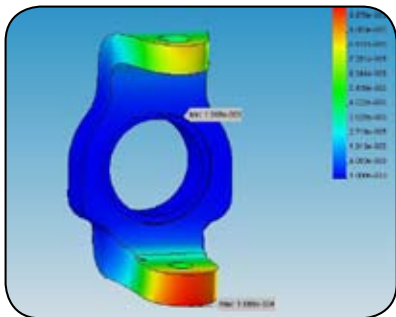
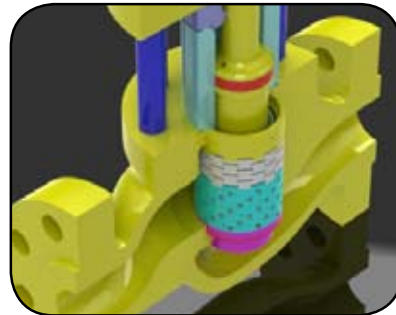




- TCT blade (Ø350 mm) for cutting sheets up to 100 mm thick (6 mm wall thickness)
- 2m+ cutting stroke, $\pm 70^\circ$ miter cut with compound cut optional ($\pm 45^\circ$)
- Bundled (multi-layered) sheet cutting with outstanding (milled) quality cut
- Semi-automatic operation with active feedback controlled feed rate
- PLC control with optimized cutting process (spray mist oil lubrication)

LS 1500 – Long stroke circular saw for versatile cutting of corrugated sheets in a variety of materials and applications. Extremely long stroke (2m+) for cutting wide sheets combined with flexibility of wide miter cut ($\pm 70^\circ$), with compound cut optional.

Semi-automatic control with active feed overload control system modulating the blade feed rate during a cut - system critical for achieving a stable miter cut through corrugation walls. Heavy-duty / high-powered construction, industrial and site portable saw designs with great flexibility of application for cutting:

- Steel, Aluminium, Fiberglass
- Roofing, fencing, wall material
- Industrial and trade applications





*Mechanical Design
Development
Implementation
Innovation*



18 Jeffrey Street Dandenong VIC 3175 AUSTRALIA

T +61 3 9793 9358 F +61 3 9793 9308

reconeng@reconeng.com.au

www.reconeng.com.au