


30%

Take advantage **NOW** of the **30% TAX DEDUCTION** on all machine purchases

CS 6000L CUTTING STATION

Set-and-Forget Automated Profile Cutting



CS 6000L – Improve your cutting productivity through the roof. All your profile cutting tasks integrated and automated in one machine - fully automatic FA cold saw with integrated profile loader.

Completely automated, set-and-forget operation. Bundled piece loading and cutting of up to five bars simultaneously. Outstanding productivity with no supervision required - simply load the profiles, set the cut list required, and collect finished pieces.


Length Stopper, Manual, Semi-Automatic and Fully-Automatic modes for one-off and small cutting jobs - no more setting up jigs, even for one-off cuts. Integrated cut piece and swarf collection chutes, and storage space for additional flats.

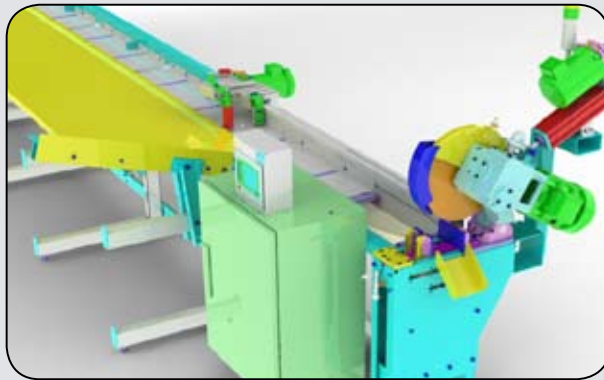
Whether you have a 10,000 piece cutting job or need to trim a bar to length - CS 6000L can save you time doing it.



Features

- Quality FA cold saw with automatic actuation and spray-mist oil lubrication
- Integrated material feeder with 1500 mm stroke (± 0.2 mm accuracy)
- Automatic profile loader with 250 profile capacity (6 m length)
- Full PLC process control with HMI touch-screen and 50+ jobs memory
- Length Stopper, Manual, Semi-Automatic and Fully-Automatic modes for small jobs




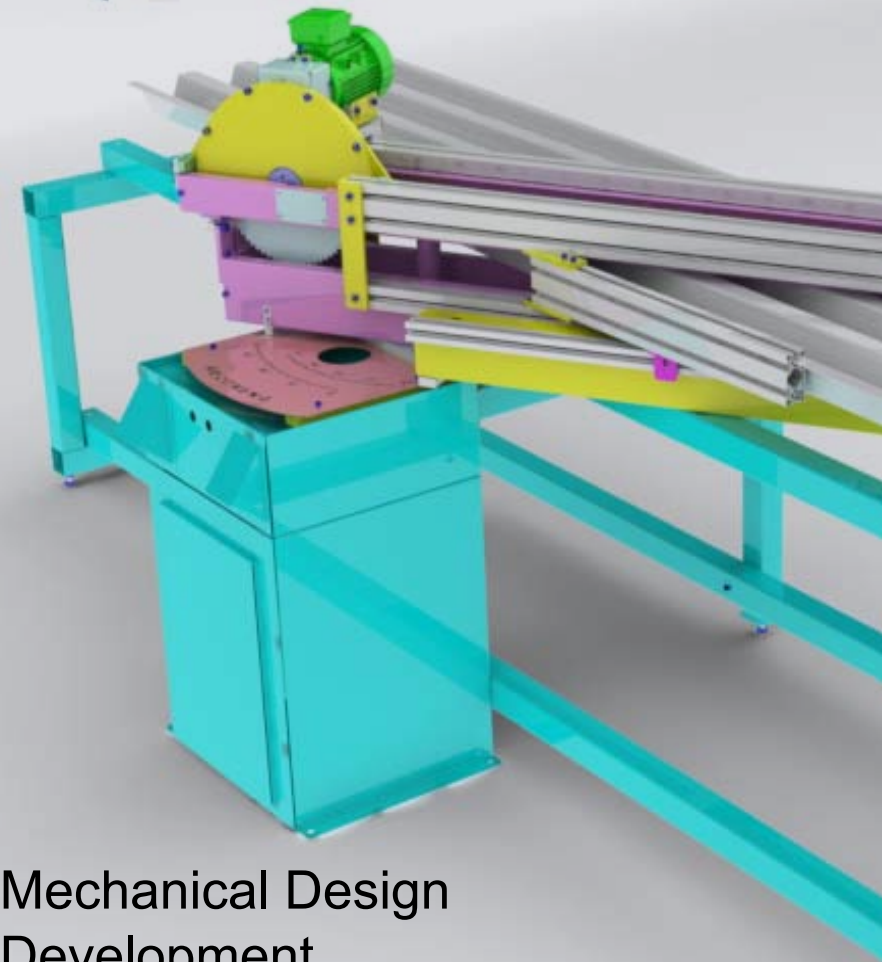


Special Features

Fully optimized blade feed with fast blade approach, slow entry, fast middle, slow exit and fast retract, resulting in significantly improved blade life while cutting at maximum rate.

Active overload control system modulating the blade feed rate during a cut. Safety system against accidental blade overload and jamming.

Optional self-feeding drilling / tapping / riveting unit, process integrated for a complete profile processing solution, completely automated with unsupervised operation.



Mechanical Design
Development
Implementation
Innovation